




TL50



m.
49,40



m.
47,40



m.
29,50
(26t.) 33,50
(32 t.)



continua
continuous
continuous
endlos



kg
300 kg



mm.
2300/3600x900x1100 h



alluminio
aluminium
aluminium
aluminium



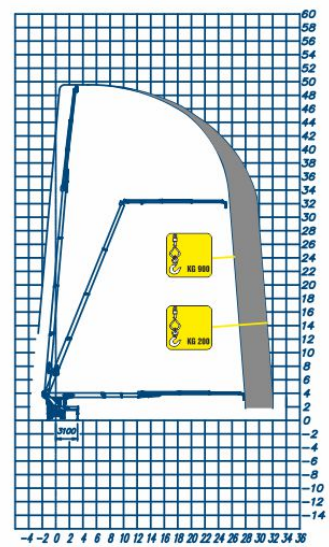
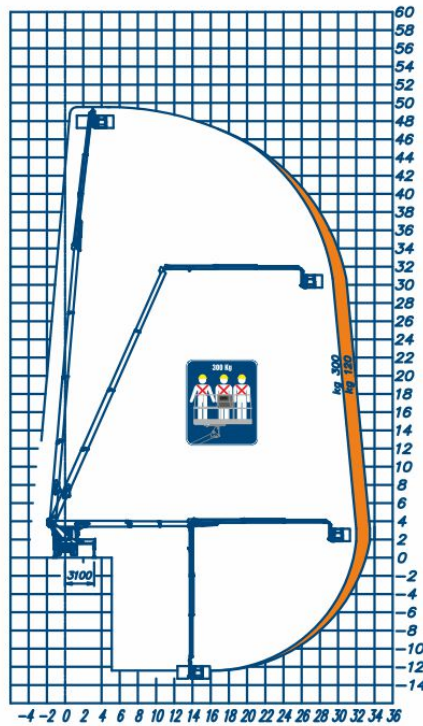
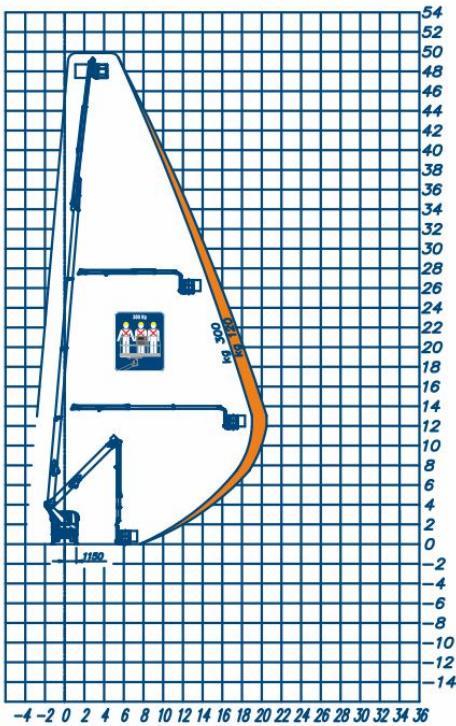
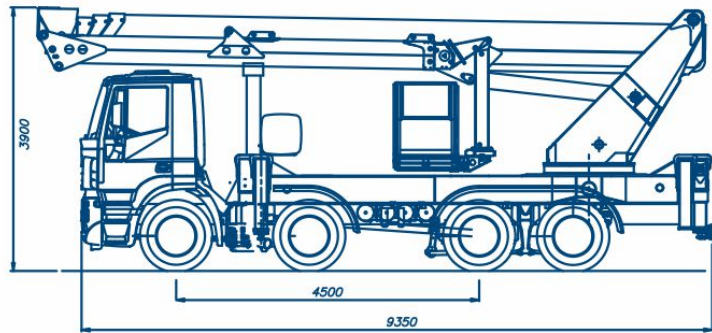
elettroidraulici
electro-hydraulic
electrohidrauliques
electrohydraulisch



HE + HE



t.
26 t. 32 t.



{gallery|tl50|/gallery}



[Télécharger les fiches techniques](#)